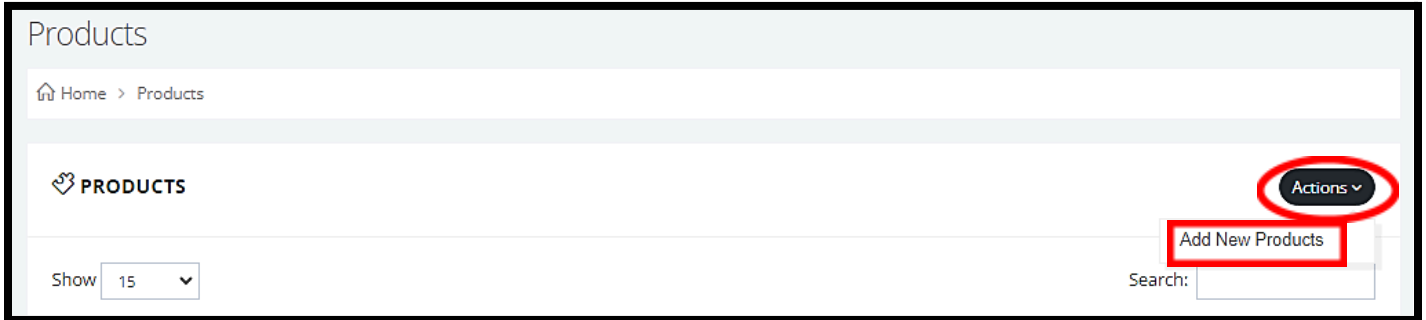


PRODUCTS

HOME > ACTIONS > ADD NEW PRODUCTS



Products

Home > Products

PRODUCTS

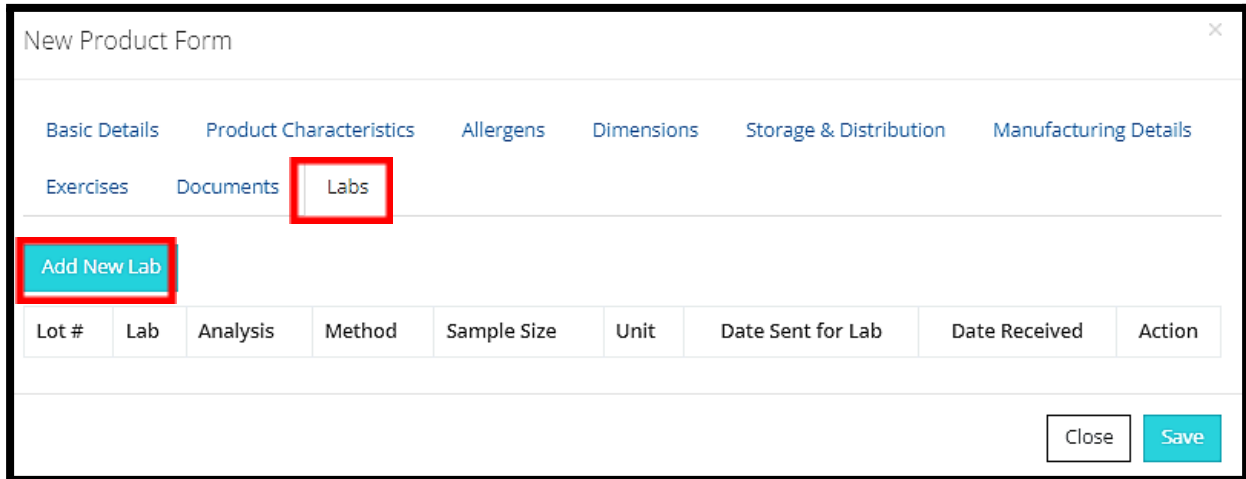
Show 15

Search:

Actions

Add New Products

9. New Product Form > Labs Tab > Click **Add New Lab**



New Product Form

Basic Details Product Characteristics Allergens Dimensions Storage & Distribution Manufacturing Details

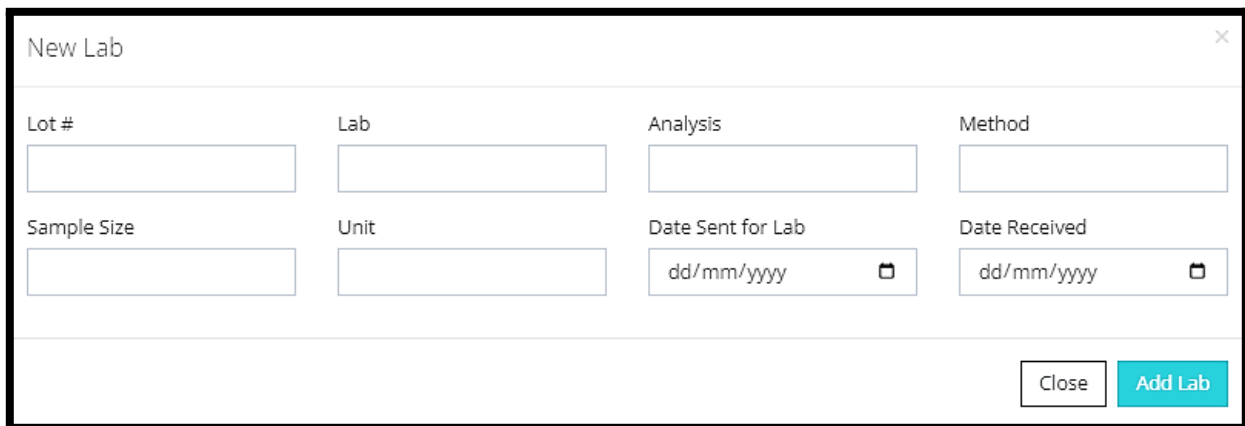
Exercises Documents Labs

Add New Lab

Lot #	Lab	Analysis	Method	Sample Size	Unit	Date Sent for Lab	Date Received	Action
-------	-----	----------	--------	-------------	------	-------------------	---------------	--------

Close Save

New Lab Form



New Lab

Lot #

Lab

Analysis

Method





Sample Size

Unit

Date Sent for Lab

Date Received

Close Add Lab

Lot Number	Input the sample product lot number.
Lab Name	Input the laboratory name where the sample product was sent and analyzed.
Analysis	Input the name of the analysis performed on the sample product.
Method	Input the type of method used in the analysis.
Sample Size	Input the number/quantity of the product sample.
Unit	Input the standard quantity used to express and measure the product sample.
Date sent for Lab	Input the submission date. You can use the calendar icon  to pick a date.
Date Received	Input the laboratory report received to date. You can use the calendar icon  to pick a date.
	Click to add and save laboratory details.
	Click to save input progress.